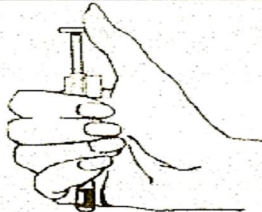


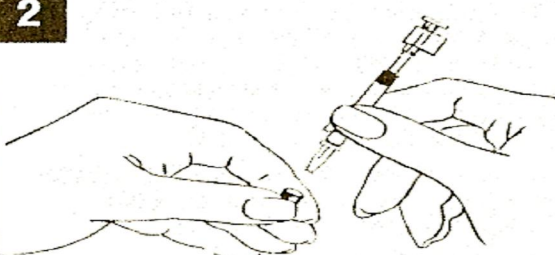
Administration Instructions for FluMist

1



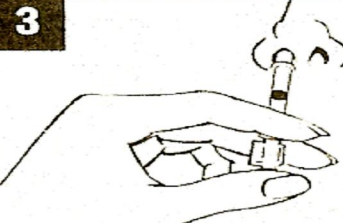
FluMist should be thawed immediately prior to administration by holding the sprayer in the palm of the hand, supporting the plunger rod with the thumb. Do not roll the sprayer or depress the plunger.

2



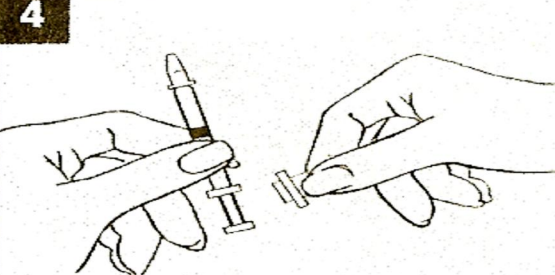
Remove rubber tip protector.

3



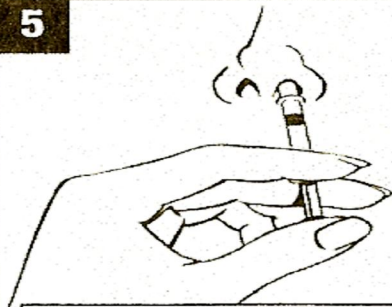
While the patient is in an upright position with head tilted back, place the tip just inside the nostril to ensure FluMist is delivered into the nose. Rapidly depress the plunger until the dose-divider clip prevents you from going further.

4



Pinch and remove dose-divider clip from plunger.

5



Place the tip just inside the other nostril and depress plunger to deliver remaining vaccine.

The information provided is not intended to cover all possible uses. This information is generalized and not intended as specific medical advice. If you have questions about the use of your prescription, please contact your prescriber.

STORAGE

STORE AT OR BELOW -15°C (5°F).

DO NOT REFREEZE AFTER THAWING.

UPON RECEIPT, FluMist SHOULD BE IMMEDIATELY STORED FROZEN AT -15°C (5°F) OR BELOW.